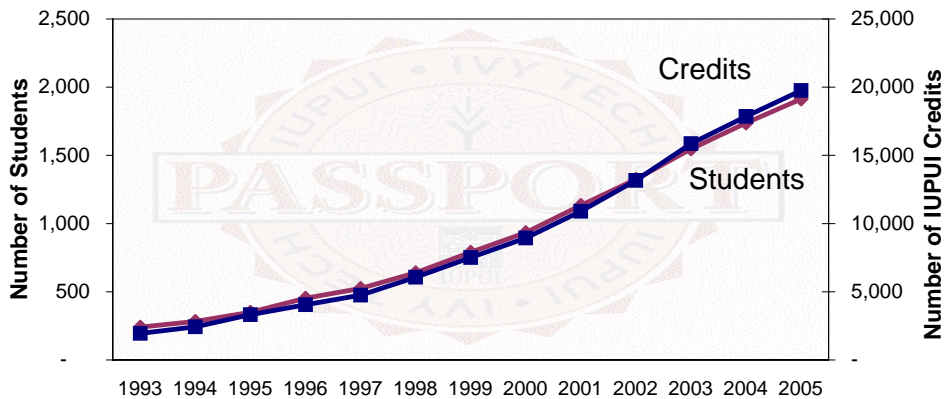


IUPUI Students Who Previously Enrolled at Ivy Tech-Indianapolis, Fall Semesters 1993-2005

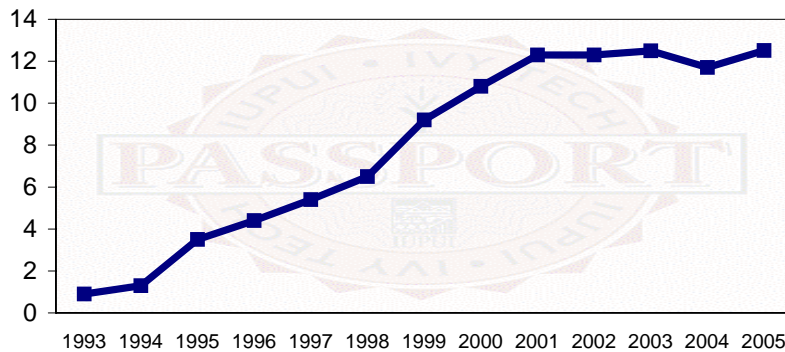
An increasing number of IUPUI students have previously attended Ivy Tech-Indianapolis. The number climbed to an all-time high of 1,913 in Fall 2005. During Fall 1993 few students had transferred any Ivy Tech coursework and so the overall average was less than one credit per enrollee. By 2001 this average climbed to twelve credits per student, even when including students who did not transfer any credit from Ivy Tech to IUPUI. The average has remained close to 12 for the past five years.

Fall Semester	Number of Students	IUPUI Credits	Average Xfer Credits
1993	240	1,949	0.9
1994	283	2,427	1.3
1995	350	3,321	3.5
1996	453	4,050	4.4
1997	524	4,755	5.4
1998	639	6,068	6.5
1999	789	7,508	9.2
2000	934	8,939	10.8
2001	1,133	10,898	12.3
2002	1,325	13,164	12.3
2003	1,547	15,861	12.5
2004	1,737	17,859	11.7
2005	1,913	19,755	12.5

Number of Students and Credit Hours



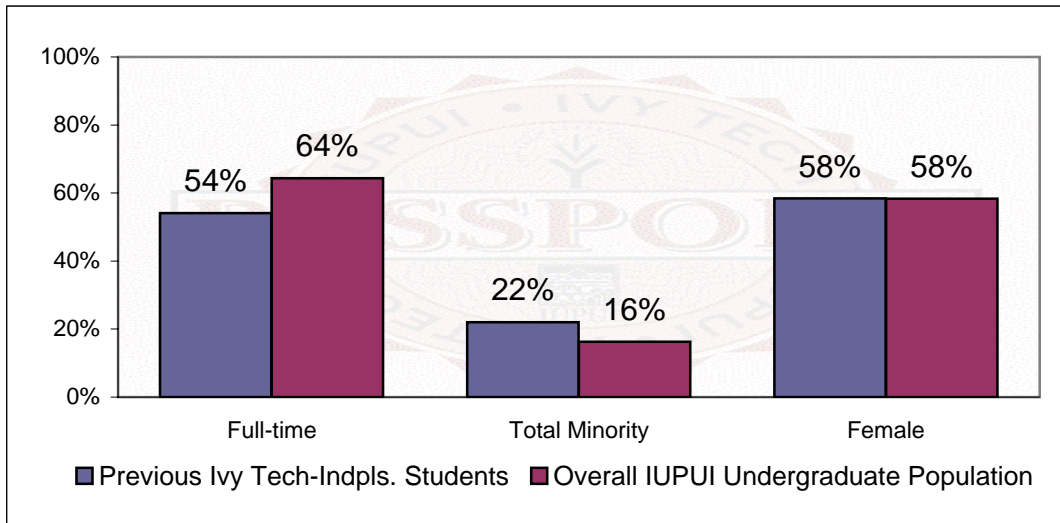
Average Transfer Credits



Enrollment Status, Ethnicity, and Gender of IUPUI Students who Previously Attended Ivy Tech-Indianapolis, Fall 2005

IUPUI students who previously attended Ivy Tech-Indianapolis are less likely to enroll on a full-time basis compared to the overall undergraduate student population at IUPUI. Demographically, Ivy Tech transfers to IUPUI include a much higher percentage of minority students, particularly African Americans students, compared to the overall IUPUI undergraduate student body. The gender distribution of Ivy-Tech Indianapolis transfers is similar to that of the general undergraduate student population.

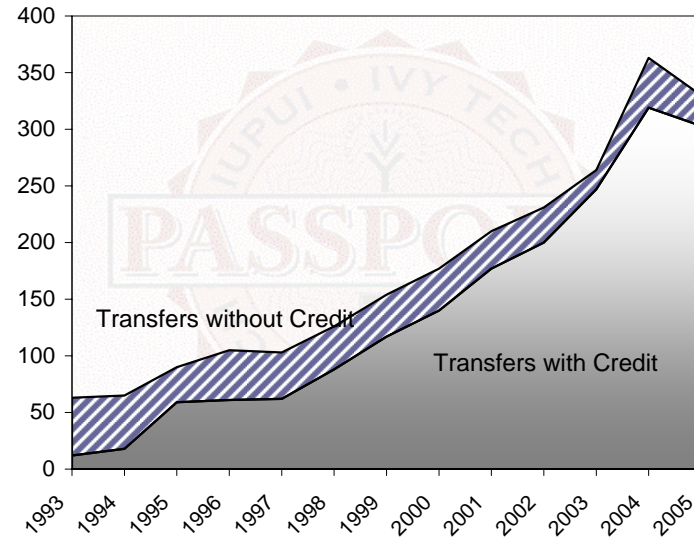
		Previous Ivy Tech- Indpls. Students	Overall IUPUI Undergraduate Population
Total Number of Students Enrolled Fall 2005		1,913	20,186
Enrollment Status (Fall 2004)	Full-time	54%	64%
	Part-Time	46%	36%
Race/Ethnicity	Total Minority	22%	16%
	Asian American	3%	3%
	African American	17%	11%
	Hispanic American	2%	2%
	Native American	0%	0%
	All Others	78%	84%
Gender	Female	58%	58%
	Male	42%	42%



New Students from Ivy Tech-Indianapolis Transferring to IUPUI, Fall Semesters 1993-2005

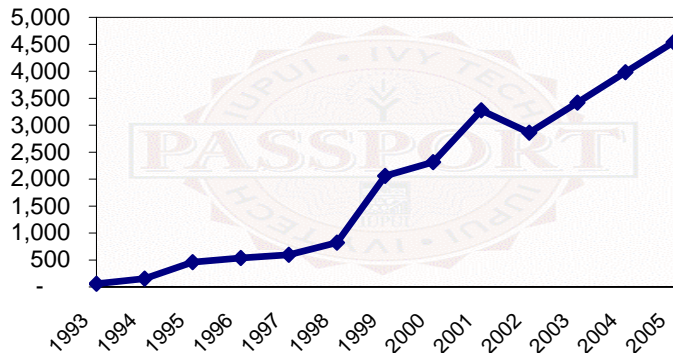
	Total Students	Students with Transfer Credit			
		Number	Percent	Credits Transferred	Average Credits
1993	63	12	19%	59	4.9
1994	65	18	28%	153	8.5
1995	90	59	66%	460	7.8
1996	105	61	58%	537	8.8
1997	103	62	60%	595	9.6
1998	126	88	70%	822	9.3
1999	154	117	76%	2,059	17.6
2000	177	140	79%	2,316	16.5
2001	210	177	84%	3,275	18.5
2002	231	200	87%	2,862	14.3
2003	264	247	94%	3,419	13.8
2004	363	319	88%	3,983	12.5
2005	330	303	92%	4,539	14.9

Note: Includes all new students who previously attended Ivy Tech-Indpls. Some transfers may have attended additional institutions.

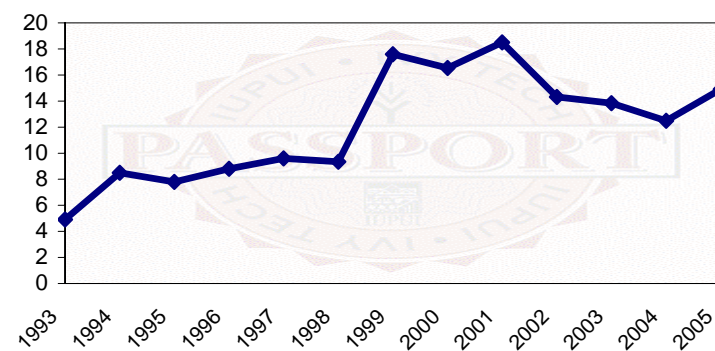


When looking at only "new to IU" students transferring from Ivy Tech-Indianapolis to IUPUI, the increase in credit transfer becomes even more apparent. In fall 1993, less than one out of five new students entering IUPUI who had previously attended Ivy Tech-Indianapolis presented any transfer credit and those who did averaged just under five. The percent of Ivy Tech-Indianapolis transfers presenting credit increased this past fall to 92% following a decline for the prior year. However, the number of new IUPUI students who previously attended Ivy Tech Indianapolis decrease slightly this past fall. In recent years, the average number of credits transferred has declined slightly from a high of almost 19 in 2001 to about 15 for the fall 2005.

Total Credits Transferred



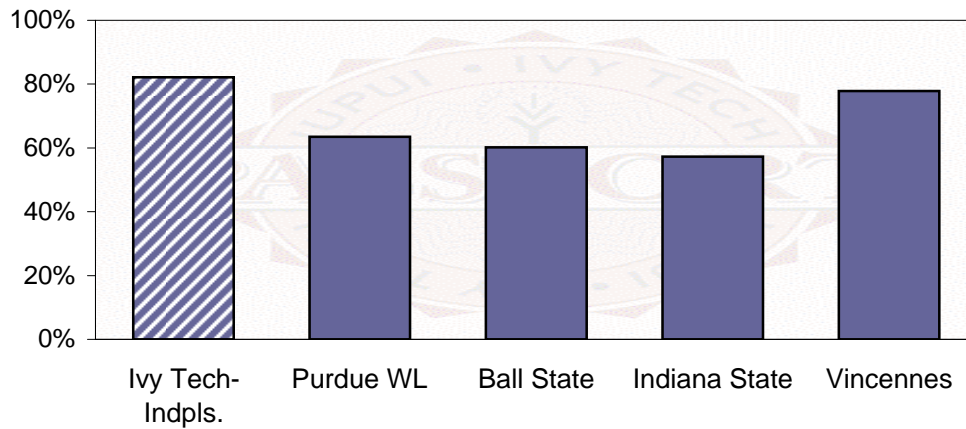
Average Credits per Transfer



Distributional Articulation of Accepted Transfer Credits from IUPUI's Top Feeder Institutions - Fall Semester 2005

Thanks to our course articulation agreements with Ivy Tech-Indianapolis, 8 out of 10 credit hours transferred are articulated toward distributed credits. In comparison only about two-thirds of transferred credit hours are articulated toward specific course credits for students from IUPUI's other major feeder institutions.

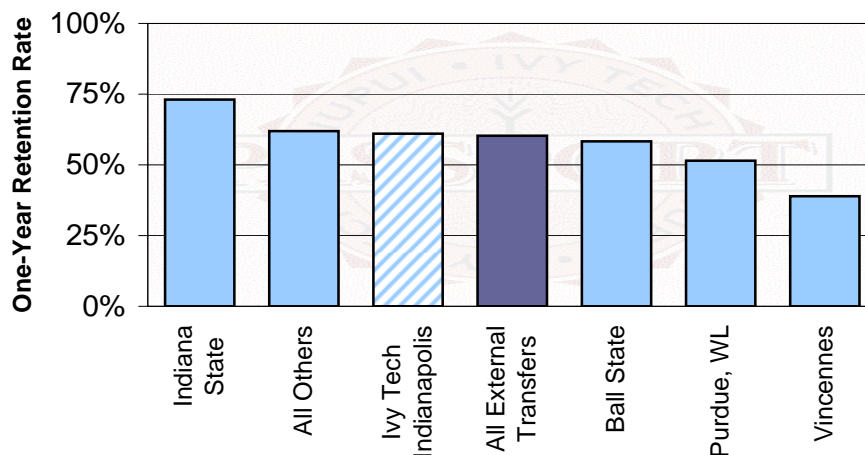
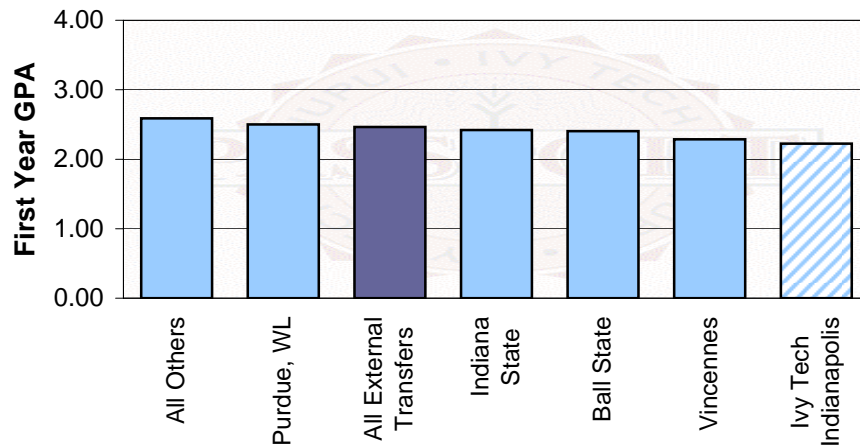
	Total	Distributed Credit	Undistributed Credit	Percent Distributed
Ivy Tech-Indpls.	4,465	3667	798	82.1%
Purdue WL	10,725	6813	3911.5	63.5%
Ball State	7,228	4350.5	2877	60.2%
Indiana State	4,185	2395	1790	57.2%
Vincennes	7,477	5818	1659	77.8%



Comparative Performance at IUPUI of New Transfers
Fall 2004 New Transfers with Freshman Class Standing

Students who transferred from Ivy Tech-Indianapolis to IUPUI in Fall 2004 as freshmen attained slightly lower grade-point averages in their first year at IUPUI compared to students from other major feeder institutions. Ivy Tech-Indianapolis transfers had the second highest one-year retention rate among IUPUI's major feeder institutions.

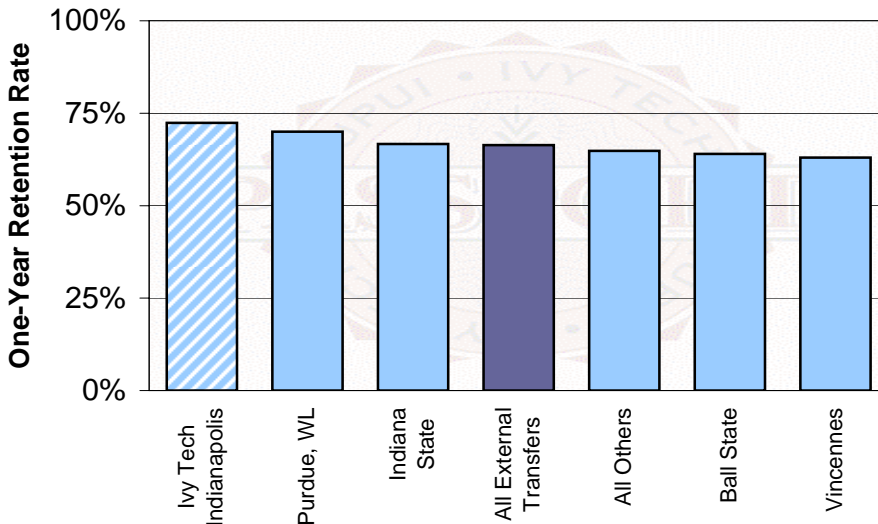
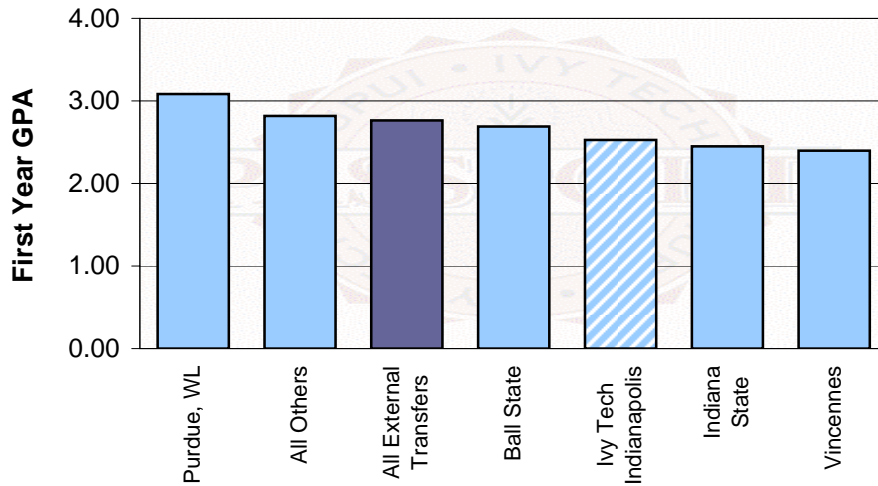
Institution	Number of Students	Average First Sem. GPA	Average First Year GPA	One-Year Retention Rate
Ivy Tech Indianapolis	177	2.26	2.22	61%
Ball State	48	2.58	2.40	58%
Indiana State	26	2.47	2.42	73%
Purdue, WL	68	2.56	2.50	51%
Vincennes	18	2.43	2.29	39%
All Others	273	2.64	2.59	62%
All External Transfers	718	2.53	2.47	60%



Comparative Performance at IUPUI of New Transfers
Fall 2004 New Transfers with Sophomore and Higher Class Level

Among students who began at IUPUI with sophomore or higher class level, the average first-year GPA for Ivy Tech-Indianapolis transfers fell mid-range among major feeder transfer institutions. However, their retention rate was highest among the comparison cohorts.

Institution	Number of Students	Average First Sem. GPA	Average First Year GPA	One-Year Retention Rate
Ivy Tech Indianapolis	145	2.57	2.53	72%
Ball State	109	2.82	2.69	64%
Indiana State	75	2.43	2.45	67%
Purdue, WL	142	3.10	3.08	70%
Vincennes	52	2.42	2.40	63%
All Others	694	2.88	2.82	65%
All External Transfers	1217	2.82	2.76	66%



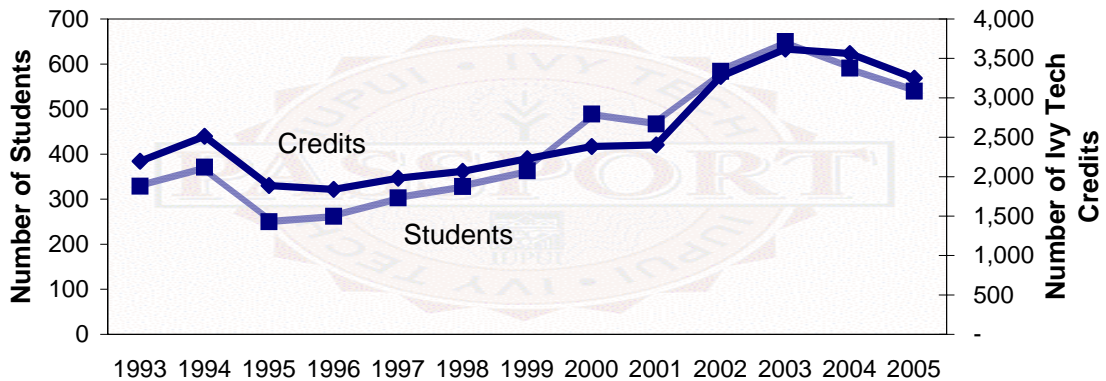
Inc Pu AI T /

IUPUI Students who Enroll at Ivy Tech-Indianapolis, Fall Semesters 1993-2005

The table and charts below shows the trend in the unduplicated count of students enrolled at Ivy Tech-Indianapolis who enrolled at IUPUI at another point in time. For the most part, this represents students who had enrolled at IUPUI before attending Ivy Tech-Indianapolis. However, due to limitations in the available data, there may be some students enrolled during the earlier fall semesters whose enrollment at IUPUI was after their Ivy Tech enrollment. Students are counted within the fall semester of their first Ivy Tech enrollment among the years considered.

Accounting for the affect of this limitation on earlier semester counts, it appears that the number of students attending Ivy Tech after attending IUPUI rose steadily through 2003 but declined for the past two years. The grade performance of these students is respectable, averaging above a "B+." The average grades of IUPUI transfer to Ivy Tech increased in recent years after notable declines during the 1990s.

Fall Semester	Number	Ivy Tech	
		Credits	Ivy Tech GPA
1993	329	2,196	3.06
1994	371	2,513	3.07
1995	250	1,887	3.03
1996	262	1,839	2.83
1997	303	1,981	2.89
1998	328	2,068	2.89
1999	363	2,228	2.59
2000	489	2,383	2.38
2001	467	2,403	2.58
2002	584	3,271	2.63
2003	650	3,619	2.75
2004	591	3,562	2.81
2005	540	3,250	2.81



Average Ivy Tech GPA

